

Gazette

Shamrock Table Runner — ThreadBasket

Bling up your quilts with Julie Hannah! ... by Lura Campbell

Our speaker at the ESQG March meeting is Julie Hannah. Julie jumped into quilting in 2016, not that long ago. Within no time, she has become a prolific quilter with a flair for blinging her quilts. Julie refers to this as tacky up her quilts. Julie has no fear and is willing to tackle those quilts that many experienced quilters will run from. Julie will show us some of her quilts and talk about her journey into quilting and share with us the little secret item she stitches in her quilts. I promise, you will be wowed by Julie's work.



President's Notes by Larry Cartwright

The Ides of March are upon us. I've heard lots of good quilting mottos and advice over the past month, and I have taken some of them to heart.

Nesting your seams makes your patchwork points line up. Practice makes easier. Anything worth doing is worth overdoing.

My UFO pile is growing as you read. I will be re-working some of them, finishing some of them and yes, starting even more projects to add to the stack. Anyone else addicted? Must just be me.

I hope you are coping and quilting and remaining healthy through this quarantine. I'm sure I am not the only one missing everyone else. Do what you can to remain engaged. We are working to be able to get back together in person, but until then, join us virtually whenever you can.

Send your membership checks in as soon as you can. Join us for Sit and Sew on the second Saturday of the month.

Membership—Your Dues are Due!

Please make sure you send Shelly Reed your membership form and dues! See page 8 for the membership form.

Zoom ESQG Sit and Sew Saturday March 13, 2020

ESQG Sit and Sew

Time: Saturday, March 13, from 9:00am - 2:00pm

Join Zoom Meeting

<https://us02web.zoom.us/j/89098720871?pwd=RHlMS01adjY0M1VEMWQxbHZReDZPd09>

Meeting ID: 890 9872 0871

Passcode: 659967

Show and Tell

Remember to send pictures of your recent creations for Show and Tell to Ann Allen annallen194@gmail.com
They are due by first Tuesday each month!

Retreat survey

We hope to have a retreat later this year and would like some input from you as to what you are looking for. To help our Retreat Committee chair - Meg McKinney - please take a few minutes to fill out the attached survey. <https://bit.ly/3uaS82a> She has included instructions for it's return. The Deadline is March 3rd, 2021. Thanks so much to those who have filled this out.

Minutes of the February 4, 2021 Guild Meeting

The Zoom meeting called to order at 7:00 pm by President Larry Cartwright. We had 61 members in attendance.

The minutes were published in the newsletter. A motion was made to accept the minutes and the motion was carried and accepted.

The Treasurer's report was published in the Newsletter. The beginning balance was \$6,205.98, the ending balance of \$5,257.98, and the Money market balance was \$10,055.89. The motion was made for acceptance and was accepted.

Membership forms - be sure to get those into Shelly Reed.

Send show and tell photos to Ann Allen for presentation at the next meeting.

Our program for the evening was presented by Nicole Wilde.

Lura shared another virtual shop hop - Elkton Quilt Shop located at 7549 Elton Pike, Elkton, TN 38455 Elkins, TN 413-896-1105. You can also find them on Facebook.

Julie Hannah will be our program next month.

Meeting ended at 8:40 pm.

Respectfully submitted.

Tina Miller

Join us Thursday March 4, 2021 for the ESQG Zoom Meeting

Topic: ESQG Membership Meeting

Time: March 4, 2021 06:30 PM Central Time (US and Canada)

Join Zoom Meeting

[https://us02web.zoom.us/j/84492947248?
pwd=d1V3Y1FNTk5kb1lVWVdGekRVZ3NxZz09](https://us02web.zoom.us/j/84492947248?pwd=d1V3Y1FNTk5kb1lVWVdGekRVZ3NxZz09)

Meeting ID: 844 9294 7248

Passcode: 124331



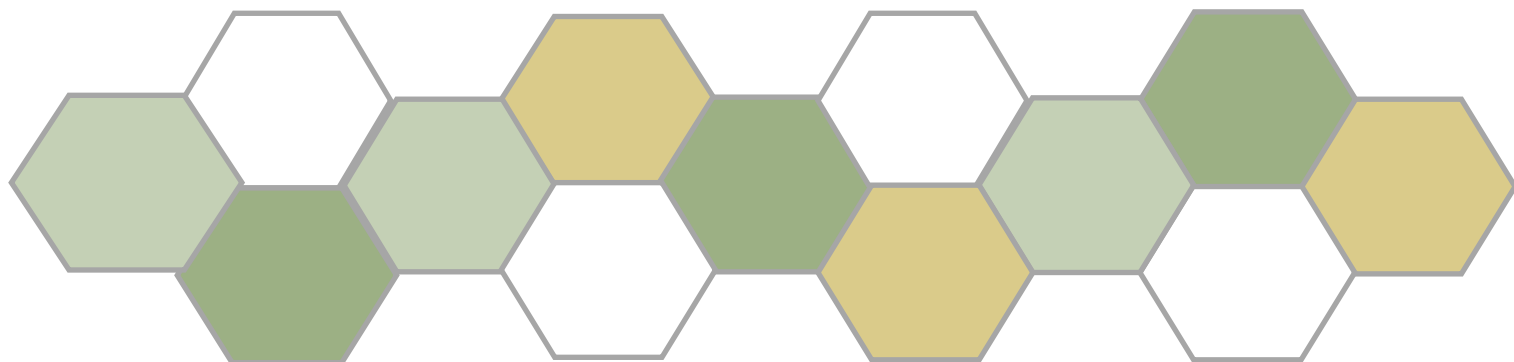
Treasurer's Report *by Sabrina Summers*

Report on page 10 of the Newsletter. Please note that Sabrina's cell phone number in the Directory is incorrect. Here is the correct number:

205-914-1479

General Information:

- ◆ **Board Meeting:** Meets on the 2nd Thursday of the Month at 6:30pm at the home of Ellen Anson. All members welcome. **In person meetings cancelled until further notice. Please ask Larry or Lura for the Zoom Link.**
- ◆ **Do you want to put an ad in the Newsletter?** Ads are only \$5 and reach all of our members and is posted on our website. Give payment to the Treasurer. Checks made payable to ESQG and yearly ads run for 12 months. For additional info send email to eveningstarquiltguild@gmail.com
- ◆ **Next Newsletter Deadline:** March 18, 2021
- ◆ **General Meetings** take place on the first Thursday of the month at North Shelby County Library. Mingle with members at 6:30, meeting to start promptly at 7:00. Guests are always welcomed! **In person meetings cancelled until further notice. Please see the Zoom link.**
- ◆ **Sit & Sew:** Join us for informal sewing at the Valley Christian Church, 2600 Cherokee Place, from 9:00 am to 3:00 pm on the 2nd Saturday of the month. \$5 donation to attend, bring your lunch or there are restaurants in the area. BYOP (bring your own projects!!!!) **In person canceled, please see the Zoom link.**
- ◆ **Newsletter Distribution:** Are you not receiving our newsletter? Please send an email to eveningstarquiltguild@gmail.com. It is a good idea to add this email address to your email contacts to avoid it being marked as spam. We want you to receive all Guild communication!
- ◆ **Newsletter Items due first by the 3rd Thursday of the month by midnight.**



Upcoming Workshop

The Whimsical Animal Faces class will be offered via Zoom to the ESQG members and others. Watch for the details to register and pay for the class. The animals can be done on fabric or on a canvas if you would like to dress up your workshop. If you wish to take the class and don't want to miss any notices, please let Lura Campbell know at luraquilts@bellsouth.net.

Whimsical Animal Faces Presented by


3 Hens and a Chick Quilt Shop

Friday April 9th 6 pm – 8:30pm

Saturday, April 10th 9:00am – 2pm

Cost: \$35

Teacher: Sherrie Cahill shcahill2@gmail.com



Create a whimsical and unique cat, dog, or bird using fabric strip scraps and fabric-friendly art media. This class is for the advanced beginner or intermediate quilting student interested in exploring multi-media techniques using fabric collage and inks or paint. This project can be applied directly to an art canvas or applied to a fabric foundation and quilted into a wall hanging. Finish size approximately 18 x 24 inches

Skill Level:

Beginner

Materials Included:

Pattern for eyes, nose and muzzle from teacher

Requirements:

fabric strips (scraps) fusible (Lite Steam a Seam2 recommended) Art media choose : Fabrico Ink Pens OR Lumiere paints OR Inktense Blocks 25 x19inch fabric foundation OR 18 x 24 canvas Fat quarter of white PFD fabric 3/4 yard of black tulle (optional)

May Yard Sale — Get your items ready!

Get your items ready for the ESQG yard sale. Have you spent some of your lock down time going through your stash and sewing how your taste have evolved over your time quilting? Are you beginning to think about how you will ever get all that you have planned done? Or maybe, thinking, “What was I thinking when I bought this?” Gather those items for our May yard sale. Instead of our usually May meeting on Thursday, we will have our yard sale on the following Saturday May 8, 2021 from 10 to 2 behind Lura Campbell’s studio in Helena. We will have guild tables for the items that have been or will be donated to the guild but will also have space for those who wish to man their own tables. This will be outdoors so social distancing can be practiced. It is also only open to quilters and not the public. You can invite friends but the focus of this yard sale is on quilting, sewing and crafting items. Volunteers to help set up the guild tables are needed. Please contact Lura at luraquilts@bellsouth.net to sign up to help. Set up will be from 7 to 9:30 that morning. It is important to note that a last minute date change can happen if the Alabama weather does not cooperate. We are taking donations for the yard sale now.



Try this HOMEMADE BASTING SPRAY

3 cups water

1 tsp. salt

3 heaping TBLS. flour

1 cup rubbing alcohol (Vodka works too and makes the spray odorless)

1 clean 24-ounce spray bottle

A 16.9-ounce Best Press bottle works; 2 bottles will be needed.

Combine 2 cups water and 1 tsp. salt in a pot; bring to a boil.

Combine 1 cup water and 3 heaping TBLS. flour in a jar or well sealed Tupperware; shake to mix. When the water and salt boils, lower temperature to a gentle boil; add flour and water. Cook on medium heat until the mixture thickens like gravy. Stir it so it doesn't stick. Remove from heat. Let cool to room temperature.

When mixture is cool, pour it into the spray bottle. Add 1 cup rubbing alcohol or vodka. Shake well to mix.

Recipe revised, but courtesy of StringandStory blog.


<https://www.stringandstory.com/blog/2017/2/14/tips-tuesday-homemade-spray-baste>



Guild Calendar

Date	Time	Event	Member Cost	Location
03/03/2021	Deadline Midnight	Retreat Survey	\$ -	Email
03/04/2021	6:30 - 7:00 PM Social 7:00 PM Meeting start	Member Meeting	\$ -	ZOOM Meeting
03/13/2021	9:00am - 2:00pm	Sit and Sew	\$ -	ZOOM Meeting
04/01/2021	6:30 - 7:00 PM Social 7:00 PM Meeting start	Member Meeting	\$ -	ZOOM Meeting
04/10/2021	9:00am - 2:00pm	Sit and Sew	\$ -	ZOOM Meeting
05/08/2021	10:00am - 2:00pm	ESQG Yard Sale	\$ -	@ Lura Campbell's Shop
Program:				
04/09-10/2021	6:00pm-8:30pm 9:00am-2:00pm	Whimsical Animal Faces	\$35.00	ZOOM Class

Try these Free Quilt Blocks!




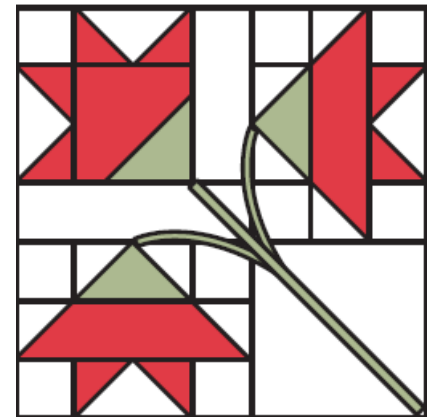
12-Inch Scottie Dog Quilt Block Pattern

The traditional patchwork Scottie dog quilt block is assembled from a combination of squares, bars, half-square triangle units, and one-quarter-square triangle units. The pieces for this little Scottie are all rotary cut and quick pieced.

<https://www.thesprucecrafts.com/scottie-dog-quilt-block-pattern-2821217>

Carolina Lily Classic & Vintage Quilt Block

This vintage pattern is an old favorite. The Fat Quarter Shop has even included a YouTube tutorial for this pattern. <https://www.fatquartershop.com/carolina-lily-quilt-block>

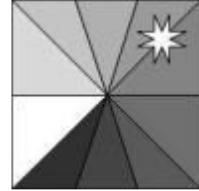


Lucky Clover – free Ireland Quilt Block of the Month Pattern

Enjoy this free Lucky Clover quilt block pattern, part of [Ireland Block of the Month](#). When Laura Roberts, one of *McCall's Quilting/McCall's Quick Quilts* contributors, discovered she would be going along on the *McCall's Quilting* trip to Ireland in 2012, she decided to start an Ireland-themed quilt in anticipation. Get all of the [FREE Ireland quilt block of the month patterns!](#)

<https://www.quiltingdaily.com/quilt/lucky-clover-free-ireland-quilt-block-of-the-month-pattern/>

ESQG MEMBERSHIP 2021



Membership Dues: \$25.00 a year

Renewing members pay for the full year regardless of the month of renewal.

New and Old Members pay as follows:

\$25.00 – Joining in January, February, March, April, May, June

\$15.00 – Joining in July, August, September, October, November, December

Membership payment is due by the February meeting and is considered late after the March meeting.

Name (First, Middle Initial, Last):

Date:

Address Street:

City:

State:

Zip:

Birth Date (MM-DD-YYYY)

Home Phone:

Cell Phone:

Work Phone:

()

()

()

Email Address:

Membership: **NEW** **RENEWAL**

Payment Method: **CASH** \$ _____

CHECK # _____

Send to: Shelly Reed 618 Riverwood Ldg. Helena, Al. 35080

Please submit to Michelle Yarbrough

Evening Star Quilt Guild

Quilt of Valor Request

Quilting to Honor & Comfort Those Touched by War



Requester: _____

Date Requested: _____

Recipient: _____

Branch of Service: _____

Date of Service: _____


Comments (50 words or less):

Date Awarded: _____

Presented by: _____

Evening Star Quilt Guild
Treasurer's Report
February 28, 2021

Checking Account Beginning Balance	5,257.98
Deposits & Other Credits	
Membership Dues, Feb 8	825.00
Membership Dues, Feb 22	950.00
Total Deposits	1775.00
Checks & Payments	
Total Checks & Payments	0
Checkbook Balance	7,032.98
Money Market as of Jan 29, 2021	10,055.97
TOTAL Checking + Money Market	17,088.95



© Deb Geissler